



**Department of Health
Council of Licensed Midwifery**

2006 Council Report

**Department of Health
Council of Licensed Midwifery
2006 Overview**

Jeb Bush, Governor

M. Rony François, M.D., M.S.P.H., Ph.D., Secretary
Department of Health

Council Members

Jennie Joseph, LM, Chair
Winter Garden

Jeanne Madrid, LM
Lakeland

Kathy Bradley
Rockledge

Laura Houwers, LM
Miami

Todd Patterson, D.O.
Tallahassee

Betty Levin, LM
Melrose

Wayne Digiacommo, MD
Hollywood

TABLE OF CONTENTS

Major Activities	Page 4
Rule Changes	Page 5
Meeting Statistics.....	Page 6
Licensure Statistics	Page 7
Disciplinary Statistics	Page 8
Disciplinary Compliance Trends	Page 9
Practice Statistics	Page 10
Practice Trends.....	Page 11
Public Health Data Related to Florida Births	Page 12

Major Council Activities for CY 2006

<p>Statistical Information</p>	<p>The Data Collections Liaison developed a report to provide feedback to the Council on the current practices of Midwives in Florida. Additionally, the reporting form was updated to help in the compilation of the information received by licensees.</p>
<p>Communication</p>	<ul style="list-style-type: none"> ▪ The Council added several tools for licensees to the website – these include: <ul style="list-style-type: none"> ○ A legal guide for testing and reporting STDs, ○ an individual client statistical tool, to maintain data to help maintain data on each patient ○ Updates to regulations both statutory and rule ▪ Worked with the HIV/AIDS Bureau in the promulgation of their rule on STD testing and reporting. ▪ Mail over 2,000 Consumer Brochures to all active and inactive licensees and associations for distribution
<p>Midwifery School Programs</p>	<ul style="list-style-type: none"> ▪ Supported the continuation of the Miami-Dade College-Midwifery Program ▪ Began the recertification process for all midwifery schools in Florida
<p>MQA Trust Fund</p>	<p>The Council responded to the deficit in the MQA Trust Fund, by continuing to implement cost-savings measures. These measures include the use of one-person committees to assist Department staff with many of the day-to-day processes. The Council considered a one-time assessment fee, but after reviewing the overall financial impact, determined that the fee would be more detrimental than helpful. The Council continues to closely monitor the trust fund.</p>

Rule Changes During 2006

Rule Number	Effective Date	Summary of Change
64B24-2.003	2/2/06	Licensure by Examination – The change to this rule clarified that applicants applying by examination are required to submit an emergency back up plan
64B24-3.002 64B24-3.017	5/4/06	Retirement Status Fee – This change moved the retirement status fee from the application fee section to a separate rule section.
64B24-5.004	5/4/06 & 9/28/06	Retired Status – This rules implemented the new statutory provision for a retired status license. It provides for requirements for change of status to retired and back to active
64B24-7.004	2/2/06	Risk Assessment – The change to this rule added an assessment code of 2 for patients that had prior uterine surgery followed by a normal vaginal birth
64B24-7.007	9/18/06	Responsibilities of Midwives during the Antepartum Period – Added the statutory requirement for HIV/AIDS testing to the rule
64B24-8.002	10/03/06	Disciplinary Action and Guidelines – This rule was amended to add probationer guidelines and implement minimum and maximum penalties guidelines

COUNCIL AND COMMITTEE MEETINGS CY 2006 SUMMARY

The Department relies on the Council to examine issues and develop recommendations for action. During CY 2006, the Council made significant strides in increasing the efficiency of meetings and staff time, through the use of liaisons.

Totals Meetings in 2006: 3

Council Meetings: 3

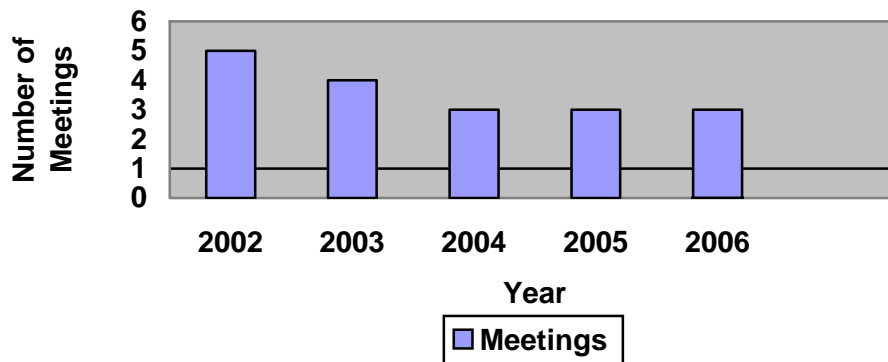
LISTING OF ALL MEETINGS IN CY 2006:

Council Meetings

- January 13, 2006
- June 9, 2006
- October 13, 2006

Meeting Trends

4-Year Meeting Trends



Note: Liaisons met on a continuing basis with staff with no set dates.

Licensure Statistics 2006

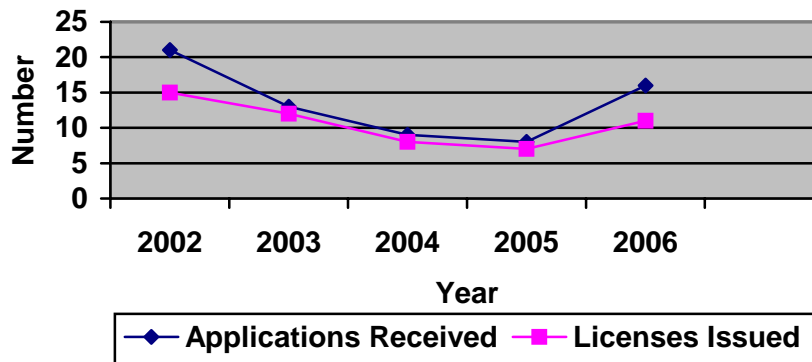
Total Number of Active Status Licensees	116
Total Number of Inactive Status Licensees	5
Total Number of Retired Licensees	1
Licensure Applications Received in 2006*	16
Licenses Issued in 2006	11

Licensure Statistical Trends for past 5 years

Applications Received				
2002	2003	2004	2005	2006
21	13	9	8	16

Licenses Issued				
2002	2003	2004	2005	2006
15	12	8	7	11

5 Year Licensure Trends



*Applications received includes “incomplete” applications that may be approved by the Department in 2007

Disciplinary Statistics 2006

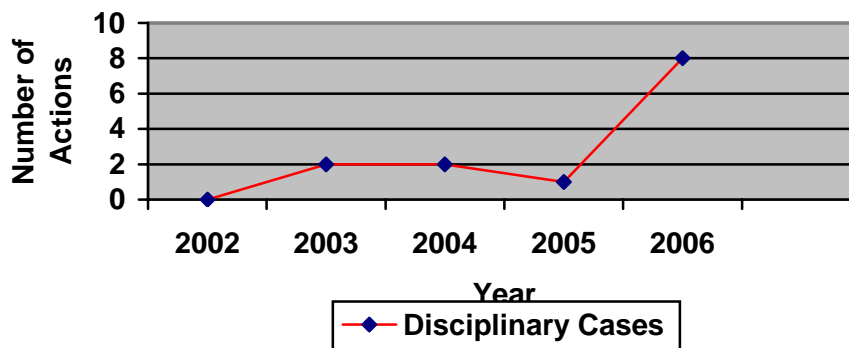
2006

Number of Disciplinary Cases	8
Number of Suspensions	3
Number of Voluntary Relinquishments	1
Other Discipline	4

Disciplinary Trends for past 5 years

Number of Licensees Disciplined				
2002	2003	2004	2005	2006
0	2	2	1	8

5 Year Disciplinary Trend



Compliance Statistics

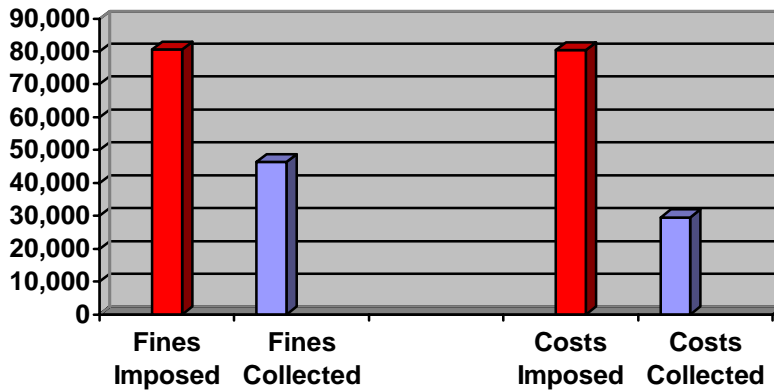
Fines/Costs Imposed vs. Fines/Costs Collected

Total Fines Imposed: \$ 1,450.00
 Total Fines Collected: \$ 1,042.93

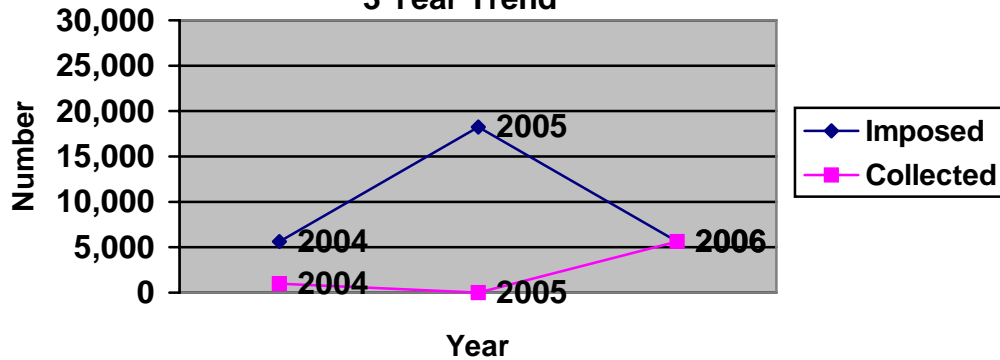
Total Costs Imposed: \$ 11,542.34
 Total Costs Collected: \$ 4,266.44

Total Citations Imposed: \$ 0.00
 Total Citations Collected: \$ 0.00

Total Revenue Collected (Fines & Costs) in 2006: \$ 5,669.37
 Total Revenue Collected (Fines & Costs) in 2005: \$ 0.00
 Total Revenue Collected (Fines & Costs) in 2004: \$ 1,000.00



Disciplinary Fines & Costs Imposed vs. Collected 3 Year Trend



2005 Practice Statistics

Collected data from 38 practicing Licensed Midwives in the state of Florida from January 1, 2005 – December 31, 2005

- 18 LMs worked in a solo practice
- 20 LMs work in a multi-practice with other LMs

Total Clients giving birth: 1069

- 234 Clients gave birth at home with the reporting midwife
- 571 Clients gave birth in a birth center with the reporting midwives
- 138 Antepartum transfers
- 126 Intrapartum transfers
- 264 Transfers gave birth vaginally
- 34 Antepartum transfers with c-section rate about 3% of total births
- 65 Intrapartum transfers with c-section rate about 6% of total births
- 99 C-sections total rate about 8.5% of total births

Postpartum transfers: 18

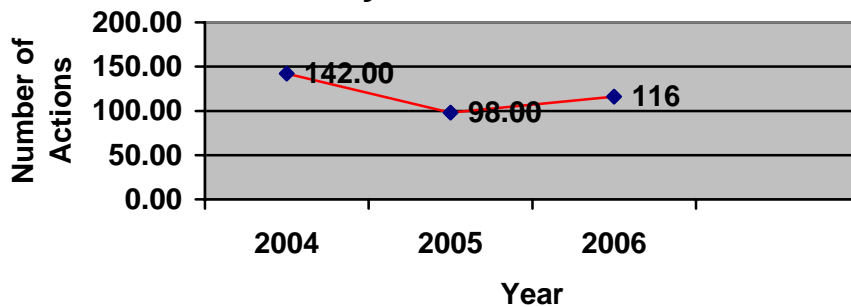
- 7 Maternal transfers
- 11 Infant transfers

Deaths

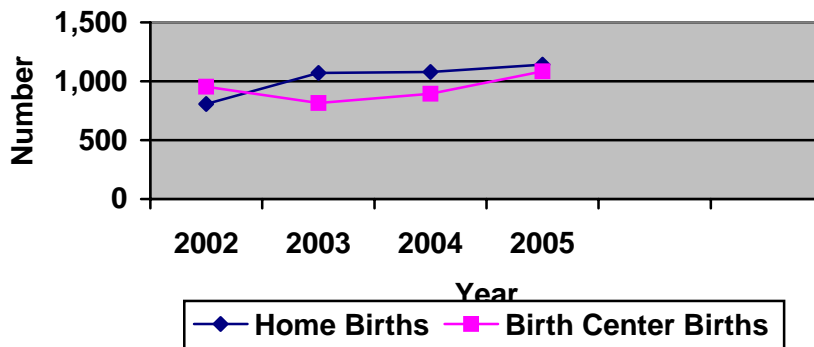
- 0 maternal deaths
- 0 infant deaths at birth or during the immediate postpartum period
- 1 IUFD reported at 29 weeks gestation which was delivered at a hospital with unknown cause

Practice Trends

Number of Licensed Midwives by Calendar Year



4 Year Non-Hospital Births with Midwife as Attendant



2005 Birth Data*		
Birth Data	Midwife	All Health Providers
Timely prenatal care	96.86%	95.30%
Adequate prenatal Care (Kotelchuck)	74.35%	76.12%
Births >37weeks	95.29%	83.44%
Normal birth weight (>2500 g)	98.88%	89.64%
Infants that Receive Healthy Start Screening	50.15%	26.99%

*Data Source: Florida Department of Health, Office of Vital Statistics, Florida Birth Certificate Data Notes: Data for Florida residents only